


Saul Chooses to Disobey God

1 Samuel 15



Old Testament 5
Part 2: Samuel and King Saul

SUNDAY MORNING

Old Testament 5 [Class Attendance Sheet](#) provided in activity sheets (NOTE: The document is interactive, allowing the teacher to type in the Class, Teacher, and the children's names.)

SCRIPTURE REFERENCES:

1 Samuel 15

MEMORY WORK:

YOUNGER CHILDREN: “[K]eep the commandments of the Lord your God” (Deuteronomy 4:2).

OLDER CHILDREN: “You shall not add to the word which I command you, nor take from it, that you may keep the commandments of the Lord your God which I command you” (Deuteronomy 4:2).

SONGS AND FINGERPLAYS (SEE END OF LESSON FOR WORDS):

A [song book](#) and [audio recordings](#) of many of the curriculum songs are available on the curriculum Web site.

- [“1 Samuel 15:22”](#)
- [“Trust and Obey”](#)
- [“Faith, Obedience, and Authority”](#)

LESSON VISUALS AND TEACHING AIDS (NOTE ANY DISCLAIMERS):

- See [AP's Pinterest page](#) for ideas on bulletin boards, visuals, crafts, etc. [DISCLAIMER: Pins may sometimes need to be adjusted to be Scriptural.]
- [Judges and King Saul](#) Bible fact cards (provided under “O.T. 5 Bible Facts” on curriculum Web site)
- “Summary of the Bible” from “[Kids Prep](#)” CD by Jeff Miller
- Betty Lukens' felt pieces
- Life of Samuel A Beka Flash-A-Card Series (DISCLAIMER: use the cards, *not the lesson book*)
- Bring a recipe and its ingredients, as well as other silly ingredients that are not in the recipe. Talk to the children about adding things not required by the recipe, or leaving out things that are required. Discuss the results.



PERSONAL APPLICATION:

- It is important to always follow God's instructions in the Bible.

LESSON STARTS HERE

INTRODUCTION:

Review last week's lesson.

What happens to you when you disobey your parents? Why is it important to obey your parents? You know that sometimes grownups disobey too (the law, God, etc.). Is it important to obey God? Why? In our lesson today, we're going to learn that after Saul became the very powerful King of Israel, he decided not to do what God said. Then we'll see what happened because of his disobedience.

POINTS TO EMPHASIZE:

1. As King of Israel, Saul united all the fighting men among the twelve tribes into a great Israelite army. They fought against, and defeated, their many enemies (1 Samuel 14:47-48,52). The Israelites were more than willing to follow Saul's leadership into war, because they were protecting themselves from an enemy nation.
2. After some time, Samuel told Saul that God wanted him to go fight against the Amalekites, another enemy of Israel. God told Saul, through Samuel, to kill **all** the Amalekites and destroy all their belongings. Why? For two reasons: (1) to punish the Amalekites for their mistreatment of the Israelites and for their wickedness (1 Samuel 15:2; Exodus 17:8-16; Numbers 24:20; Deuteronomy 25:17-19); and (2) to get rid of more idol-worshipping people in Canaan so that the Israelites would not be tempted to turn to idols themselves.
3. The great army of Israel, led by Saul, assembled to follow Saul into battle. The Amalekites were completely defeated throughout several battles (1 Samuel 15:7ff).
4. But the king of the Amalekites, Agag, was not killed as God had instructed Saul. Also, the best of the sheep and oxen and "all that was good" were not destroyed, in spite of what God had commanded Saul. Saul ordered that only the "despised and worthless" things were to be destroyed. How did God feel about Saul saving the best of everything and sparing the life of Agag? God was very angry and very upset! He said that He regretted that He had ever allowed Saul to become King of Israel (1 Samuel 15:11)!
5. After the battle, Samuel went to where the Israelites were camped. He was told that Saul had set up a monument to himself at Mount Carmel. Saul was glad to see Samuel and thought Samuel would be pleased with what he had done, but Samuel was very angry and disappointed, just as God was, because Saul did not do what God had asked him to do. Saul claimed (1) that he had spared the best animals to be sacrificed to God; and (2) that "the people" saved some of the best animals, trying to pass the blame on to them.
6. Samuel was not interested in Saul's excuses or attempts to rationalize what he'd done. [Read with the older children 1 Samuel 15:22-23 and discuss its meaning.] Saul deliberately chose to ignore God's specific instructions to try something he thought was better.
7. However, when Samuel confronted him, Saul admitted that he had sinned against God, by allowing himself to be pressured by the people. Samuel told Saul that God would not accept

excuses for being a bad king. He went on to say that God had rejected him from being King of Israel. As Samuel turned to leave, Saul grabbed his robe and tore it. Samuel then used the torn coat as an illustration of how God would tear the kingdom of Israel from Saul.

8. One last time, Samuel led Saul in worship to God. Then he demanded that Agag, King of the Amalekites, be brought to him; Samuel killed him, as God had commanded Saul to do.
9. Samuel returned to his home in Ramah, heart-broken at Saul's disobedience and lack of respect for God (1 Samuel 15:35-16:1).
10. Saul was selected by God to be the leader of His chosen people, and God expected Saul to be a good leader. The only way he could be a good leader was by following God's laws, but Saul thought he could improve God's instructions. Saul lost a close friend: Samuel. He also lost the Lord's blessing, and he lost the kingdom.
11. God expects us to obey His Word, too, without changing anything in it. [Read with the older children Deuteronomy 4:2, Revelation 22:18, Galatians 1:8-9, and 1 Corinthians 4:6.] There is no way to "make it okay" to disobey God—no way to do something wrong in a right way. We can't "improve" on ways to worship or rules about families or anything else by doing things other than the way God has commanded.



RECOMMENDED READING FOR TEACHERS: See the booklet *[Surrendering to His Lordship](#)* by Dave Miller on the Apologetics Press Web site for a study on the principle of authority in the Bible and Saul's neglect of it.

PRE-CLASS ACTIVITIES/LEARNING CENTERS (TO BE USED AS CHILDREN ARE ARRIVING—BEFORE CLASS, AND UP TO THE FIRST FIVE MINUTES OF CLASS; OR AS HOMEWORK):

- Click here for complete [Activity Book](#) and [Answer Key](#).

Ages 2-5:

- "[Saul Disobeys God Coloring Sheet](#)" (provided in activity sheets)
- "Follow Your Guide" game: On a half sheet of posterboard, draw a simple game board with a path made of small rectangles leading from a starting line to a finish line (like "Chutes and Ladders", for example). Color random squares blue and random squares green. Draw stick figures of each child on posterboard with their names under their figure, cut the figures out as game pieces, and put them at the starting line. Cut green cardstock into squares or rectangles; make at least one (preferably 2-3) card per child. On each green card, write a review question about this and previous lessons. Cut blue cardstock into squares or rectangles; make at least one (preferably 2-3) "situation card" per child. On each blue card, write a situation where a child must decide what to do that would please God and/or his parents. Shuffle the cards. Ask each child to roll a die to move around the game board. Each time a child lands on green, he must answer a review question. Each time a child lands on blue, he must answer a question about situations and what he/she should do.

1st-2nd Graders:

- Memory Verse Review: Write memory verses from this unit on the board (or on a power point slide) with errors in each verse (substitutions, additions, and/or deletions). Let the children look up each verse and find out how each one should read.
- Following Instructions: Give instructions for children to follow in order to see if they can obey

exactly as instructed. Example: On your paper draw two circles, then put down your pencil and line up at the door.

- Bible Bowling: Use either plastic bowling pins (with review questions taped to the back) or toilet paper tubes (with review questions inside). Give each pin or tube a different point value, and put them all in a straight line. Let each child have a turn knocking down a pin or tube. If he/she answers the question correctly on a particular pin/tube, he/she gets that many points.
- [“Saul Disobeys God Word Search”](#) (provided in activity sheets)
- [“Saul Disobeys God Fill in the Blank”](#) (provided in activity sheets)

3rd-4th Graders:

- Memory Verse Review: Write memory verses from this unit on the board (or on a power point slide) with errors in each verse (substitutions, additions, and/or deletions). Let the children look up each verse and find out how each one should read.
- Bible Bowling: Use either plastic bowling pins (with review questions taped to the back) or toilet paper tubes (with review questions inside). Give each pin or tube a different point value, and put them all in a straight line. Let each child have a turn knocking down a pin or tube. If he/she answers the question correctly on a particular pin/tube, he/she gets that many points.
- Bible Golf: Cut a large half-circle shaped hole in the side of a Cool Whip® plastic container at the bottom of the container. Face the cutout towards the child about to “golf.” Ask the children to line up as if for a spelling bee. Ask each student a review question about this and previous lessons. If he answers correctly, he gets a point. Then let the student try to hit a plastic golf ball into the Cool Whip® container for an extra point. After everyone has had a turn (or more), the one with the most points, wins.
- [“Saul Disobeys God Word Search”](#) (provided in activity sheets)
- [“Saul Disobeys God Fill in the Blank”](#) (provided in activity sheets)
- Have the children read the following:
 - 1 Samuel 13-15 (as well as 11-12 if they did not do so last week) [This could be assigned Sunday, to be completed by Wednesday.] Print out copies of the 1 Samuel 11-15 quiz from AP’s [Advanced Bible Reader](#) site for the children to take.
 - *David and the Kingdom of Israel*, Contemporary Bible Series, Scandinavia Publishing

SONGS:

“1 SAMUEL 15:22”

Author: Jeff Miller

(Tune: See [“Hidden in My Heart”](#) Volume I CD)

“TRUST AND OBEY” ([Click to Hear](#))

Author: John Sammis

(Tune: See church songbook)

(Last verse and chorus with older children; Chorus only with younger children.)

VERSE 1:

When we walk with the Lord,
In the light of His Word,
What a glory He sheds on our way!
While we do His good will,
He abides with us still,
And with all who will trust and obey.

CHORUS:

Trust and obey,
For there's no other way,
To be happy in Jesus,
But to trust and obey.

VERSE 2:

Then in fellowship sweet,
We will sit at His feet,
Or we'll walk by His side in the way.
What He says we will do.
Where He sends we will go.
Never fear, only trust and obey.

(CHORUS)

“FAITH, OBEDIENCE, AND AUTHORITY” ([Click to Hear](#))

Author: Sarah Richey

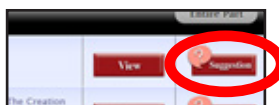
(Tune: “Farmer in the Dell”)

Believing in the Lord,
Believing in the Lord,
That's what faith is,
Believing in the Lord.

Doing what He said,
Doing what He said,
That is obedience,
Doing what He said.


Telling what to do,
Telling what to do,
That is authority,
Telling what to do.

***** IF YOU HAVE SUGGESTIONS PERTAINING TO THIS LESSON, PLEASE CLICK THE “SUGGESTION” BUTTON BESIDE THE BUTTON FOR THIS LESSON ON THE CURRICULUM WEB SITE.**



Saul Chooses to Disobey God

1 Samuel 13:1-15



Old Testament 5
Part 2: Samuel and King Saul

WEDNESDAY EVENING

Old Testament 5 [Class Attendance Sheet](#) provided in activity sheets (NOTE: The document is interactive, allowing the teacher to type in the Class, Teacher, and the children's names.)

SCRIPTURE REFERENCES:

1 Samuel 13:1-15

MEMORY WORK:

YOUNGER CHILDREN: “[K]eep the commandments of the Lord your God” (Deuteronomy 4:2).

OLDER CHILDREN: “You shall not add to the word which I command you, nor take from it, that you may keep the commandments of the Lord your God which I command you” (Deuteronomy 4:2).

SONGS AND FINGERPLAYS (SEE END OF SUNDAY’S LESSON FOR WORDS):

A [song book](#) and [audio recordings](#) of many of the curriculum songs are available on the curriculum Web site.

- [“1 Samuel 15:22”](#)
- [“Trust and Obey”](#)
- [“Faith, Obedience, and Authority”](#)

LESSON VISUALS AND TEACHING AIDS (NOTE ANY DISCLAIMERS):

- See [AP’s Pinterest page](#) for ideas on bulletin boards, visuals, crafts, etc. [DISCLAIMER: Pins may sometimes need to be adjusted to be Scriptural.]
- [Judges and King Saul](#) Bible fact cards (provided under “O.T. 5 Bible Facts” on curriculum Web site)
- “Summary of the Bible” from “[Kids Prep](#)” CD by Jeff Miller
- Betty Lukens’ felt pieces
- Life of Samuel A Beka Flash-A-Card Series (DISCLAIMER: use the cards, *not the lesson book*)
- Bring a recipe and its ingredients, as well as other silly ingredients that are not in the recipe. Talk to the children about adding things not required by the recipe, or leaving out things that are required. Discuss the results.



PERSONAL APPLICATION:

- It is important to always follow God’s instructions in the Bible.

INTRODUCTION:

Review [O.T. 5 Bible Facts Flashcard](#) (provided under “O.T. 5 Bible Facts” on curriculum Web site)

POINTS TO EMPHASIZE:

1. Review Sunday’s lesson (see [O.T. 5 Review Questions](#) for example questions)
2. Tell the children about a previous time that Saul purposely disobeyed God’s instructions before the incident with King Agag:
3. When Saul had been king for some time, he chose 3,000 soldiers to attack the Philistines (1 Samuel 13). The Philistines then gathered a massive army to fight back, and the Israelites became afraid. Samuel told Saul to wait for him seven days at Gilgal before going into battle, so that Samuel could lead a worship to God before the battle.
4. When seven days had passed, Samuel still had not shown up, and in fear, many of the Israelites began to scatter and leave the army. Saul panicked, and instead of obeying God and waiting for Samuel to lead the worship, Saul chose to do it himself. Samuel warned Saul that because of that decision, Saul’s kingdom would not continue through his sons. Instead, God would find another king for the Israelites that was a “man after His own heart” (1 Samuel 13:14).
5. The Old Testament had very specific rules about worship, just as the New Testament does. We do not have the right to change our worship (or anything else prescribed by God) just because we think we have a good excuse to do so or believe we can do better than what God’s Word says.
6. Spend more time talking about who has authority to tell us what to do (God, our parents, teachers, elders, etc.) and why we should obey those who have that God-given authority.

PRE-CLASS ACTIVITIES/LEARNING CENTERS (TO BE USED AS CHILDREN ARE ARRIVING—**BEFORE** CLASS, AND UP TO THE FIRST FIVE MINUTES OF CLASS; OR AS HOMEWORK):

See Sunday morning’s lesson

*** IF YOU HAVE SUGGESTIONS PERTAINING TO THIS LESSON, PLEASE CLICK THE “SUGGESTION” BUTTON BESIDE THE BUTTON FOR THIS LESSON ON THE CURRICULUM WEB SITE.

